


BGM


1

BGM

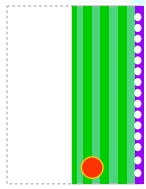
1




1. Cut out.



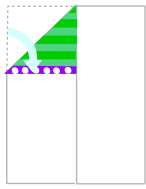
2. Flop.



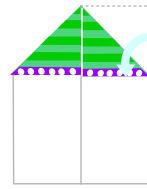
3. Fold.



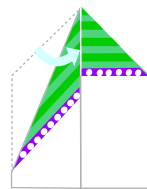
4. Unfold.



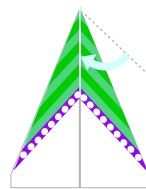
5. Fold.



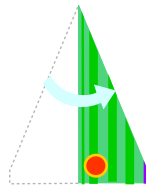
6. Fold.



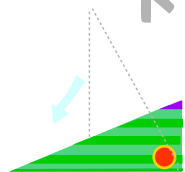
7. Fold.



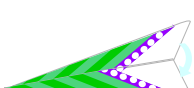
8. Fold.



9. Fold.



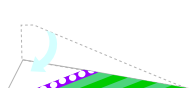
10. Rotate



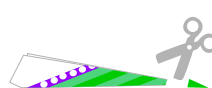
11. Fold.



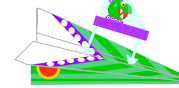
12. Flop.



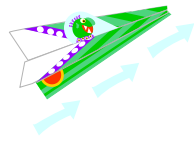
13. Fold.



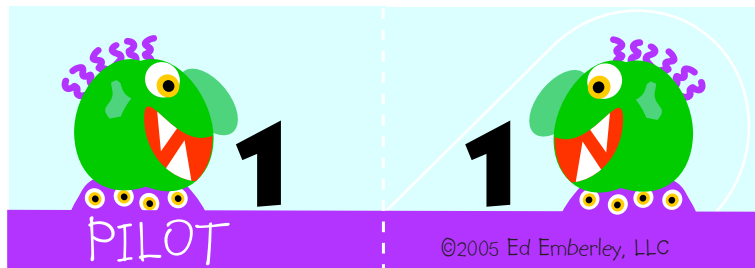
14. Cut off point.



15. Glue or staple Pilot in place.



16. Fly!



©2005 Ed Emberley, LLC

edemberley.com- ©2005 Ed Emberley, LLC



1. Cut out.



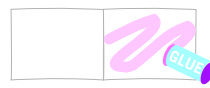
2. Flop.



3. Fold.



4. Unfold.



5. Glue.



6. Fold.



7. Cut out.