



Class Activity Booklet

English as a Second Language

Projet école famille

Grade 1

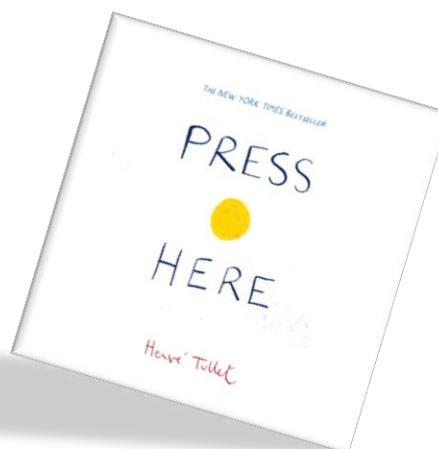
Group: _____



Consignes

- ● ● Demander à votre enfant d'inscrire son nom à l'endroit indiqué.
- ● ● Demander à votre enfant de compléter les 2 activités:
 - *Colour by Numbers*
 - *Colour by Pattern*
- ● ● Remplir et signer la fiche d'appréciation que l'on retrouve au bas de la feuille *Colour by Pattern*.
- ● ● Retourner le tout à l'école avec le reste du contenu du projet.


À Noter que chaque enfant ne doit faire qu'une série d'activités (2 feuilles), il ne doit pas gribouiller sur les pages précédentes de ses pairs ni utiliser plus de pages que nécessaire. Ce cahier sera passé à d'autres élèves après lui.



Student name: _____

Colour by Numbers

- Have your child colour the fruit bowl using the correct number with the colour.



Colour by Pattern

- Have your child colour the geometric forms to continue the patterns.

1	Easy	
2	Easy	
3	Medium	
4	Medium	
5	Difficult	

Appreciation Form

- Colour the number of stars according to your appreciation of the activity.




- ☐ I recommend this activity because _____
☐ I do not recommend this activity because _____

Parents' signature: _____

Student name: _____

Colour by Numbers

- Have your child colour the fruit bowl using the correct number with the colour.



Colour by Pattern

- Have your child colour the geometric forms to continue the patterns.

1	Easy	
2	Easy	
3	Medium	
4	Medium	
5	Difficult	

Appreciation Form

- Colour the number of stars according to your appreciation of the activity.




- ☐ I recommend this activity because _____
☐ I do not recommend this activity because _____

Parents' signature: _____

Student name: _____

Colour by Numbers

- Have your child colour the fruit bowl using the correct number with the colour.



Colour by Pattern

- Have your child colour the geometric forms to continue the patterns.

1	Easy	
2	Easy	
3	Medium	
4	Medium	
5	Difficult	

Appreciation Form

- Colour the number of stars according to your appreciation of the activity.




- ☐ I recommend this activity because _____
☐ I do not recommend this activity because _____

Parents' signature: _____

Student name: _____

Colour by Numbers

- Have your child colour the fruit bowl using the correct number with the colour.



Colour by Pattern

- Have your child colour the geometric forms to continue the patterns.

1	Easy	
2	Easy	
3	Medium	
4	Medium	
5	Difficult	

Appreciation Form

- Colour the number of stars according to your appreciation of the activity.




- ☐ I recommend this activity because _____
☐ I do not recommend this activity because _____

Parents' signature: _____

Student name: _____

Colour by Numbers

- Have your child colour the fruit bowl using the correct number with the colour.



Colour by Pattern

- Have your child colour the geometric forms to continue the patterns.

1	Easy	
2	Easy	
3	Medium	
4	Medium	
5	Difficult	

Appreciation Form

- Colour the number of stars according to your appreciation of the activity.




- ☐ I recommend this activity because _____
☐ I do not recommend this activity because _____

Parents' signature: _____

Student name: _____

Colour by Numbers

- Have your child colour the fruit bowl using the correct number with the colour.



Colour by Pattern

- Have your child colour the geometric forms to continue the patterns.

1	Easy	
2	Easy	
3	Medium	
4	Medium	
5	Difficult	

Appreciation Form

- Colour the number of stars according to your appreciation of the activity.




- ☐ I recommend this activity because _____
☐ I do not recommend this activity because _____

Parents' signature: _____

Student name: _____

Colour by Numbers

- Have your child colour the fruit bowl using the correct number with the colour.



Colour by Pattern

- Have your child colour the geometric forms to continue the patterns.

1	Easy	
2	Easy	
3	Medium	
4	Medium	
5	Difficult	

Appreciation Form

- Colour the number of stars according to your appreciation of the activity.




- ☐ I recommend this activity because _____
☐ I do not recommend this activity because _____

Parents' signature: _____

Student name: _____

Colour by Numbers

- Have your child colour the fruit bowl using the correct number with the colour.



Colour by Pattern

- Have your child colour the geometric forms to continue the patterns.

1	Easy	
2	Easy	
3	Medium	
4	Medium	
5	Difficult	

Appreciation Form

- Colour the number of stars according to your appreciation of the activity.




- ☐ I recommend this activity because _____
☐ I do not recommend this activity because _____

Parents' signature: _____

Student name: _____

Colour by Numbers

- Have your child colour the fruit bowl using the correct number with the colour.



Colour by Pattern

- Have your child colour the geometric forms to continue the patterns.

1	Easy	
2	Easy	
3	Medium	
4	Medium	
5	Difficult	

Appreciation Form

- Colour the number of stars according to your appreciation of the activity.




- ☐ I recommend this activity because _____
☐ I do not recommend this activity because _____

Parents' signature: _____

Student name: _____

Colour by Numbers

- Have your child colour the fruit bowl using the correct number with the colour.



Colour by Pattern

- Have your child colour the geometric forms to continue the patterns.

1	Easy	
2	Easy	
3	Medium	
4	Medium	
5	Difficult	

Appreciation Form

- Colour the number of stars according to your appreciation of the activity.




- ☐ I recommend this activity because _____
☐ I do not recommend this activity because _____

Parents' signature: _____

Student name: _____

Colour by Numbers

- Have your child colour the fruit bowl using the correct number with the colour.



Colour by Pattern

- Have your child colour the geometric forms to continue the patterns.

1	Easy	
2	Easy	
3	Medium	
4	Medium	
5	Difficult	

Appreciation Form

- Colour the number of stars according to your appreciation of the activity.




- ☐ I recommend this activity because _____
☐ I do not recommend this activity because _____

Parents' signature: _____

Student name: _____

Colour by Numbers

- Have your child colour the fruit bowl using the correct number with the colour.



Colour by Pattern

- Have your child colour the geometric forms to continue the patterns.

1	Easy	
2	Easy	
3	Medium	
4	Medium	
5	Difficult	

Appreciation Form

- Colour the number of stars according to your appreciation of the activity.




- ☐ I recommend this activity because _____
☐ I do not recommend this activity because _____

Parents' signature: _____

Student name: _____

Colour by Numbers

- Have your child colour the fruit bowl using the correct number with the colour.



Colour by Pattern

- Have your child colour the geometric forms to continue the patterns.

1	Easy	
2	Easy	
3	Medium	
4	Medium	
5	Difficult	

Appreciation Form

- Colour the number of stars according to your appreciation of the activity.




- ☐ I recommend this activity because _____
☐ I do not recommend this activity because _____

Parents' signature: _____

Student name: _____

Colour by Numbers

- Have your child colour the fruit bowl using the correct number with the colour.



Colour by Pattern

- Have your child colour the geometric forms to continue the patterns.

1	Easy	
2	Easy	
3	Medium	
4	Medium	
5	Difficult	

Appreciation Form

- Colour the number of stars according to your appreciation of the activity.




- ☐ I recommend this activity because _____
☐ I do not recommend this activity because _____

Parents' signature: _____

Student name: _____

Colour by Numbers

- Have your child colour the fruit bowl using the correct number with the colour.



Colour by Pattern

- Have your child colour the geometric forms to continue the patterns.

1	Easy	
2	Easy	
3	Medium	
4	Medium	
5	Difficult	

Appreciation Form

- Colour the number of stars according to your appreciation of the activity.




- ☐ I recommend this activity because _____
☐ I do not recommend this activity because _____

Parents' signature: _____

Student name: _____

Colour by Numbers

- Have your child colour the fruit bowl using the correct number with the colour.



Colour by Pattern

- Have your child colour the geometric forms to continue the patterns.

1	Easy	
2	Easy	
3	Medium	
4	Medium	
5	Difficult	

Appreciation Form

- Colour the number of stars according to your appreciation of the activity.




- ☐ I recommend this activity because _____
☐ I do not recommend this activity because _____

Parents' signature: _____

Student name: _____

Colour by Numbers

- Have your child colour the fruit bowl using the correct number with the colour.



Colour by Pattern

- Have your child colour the geometric forms to continue the patterns.

1	Easy	
2	Easy	
3	Medium	
4	Medium	
5	Difficult	

Appreciation Form

- Colour the number of stars according to your appreciation of the activity.




- ☐ I recommend this activity because _____
☐ I do not recommend this activity because _____

Parents' signature: _____

Student name: _____

Colour by Numbers

- Have your child colour the fruit bowl using the correct number with the colour.



Colour by Pattern

- Have your child colour the geometric forms to continue the patterns.

1	Easy	
2	Easy	
3	Medium	
4	Medium	
5	Difficult	

Appreciation Form

- Colour the number of stars according to your appreciation of the activity.




- ☐ I recommend this activity because _____
☐ I do not recommend this activity because _____

Parents' signature: _____

Student name: _____

Colour by Numbers

- Have your child colour the fruit bowl using the correct number with the colour.



Colour by Pattern

- Have your child colour the geometric forms to continue the patterns.

1	Easy	
2	Easy	
3	Medium	
4	Medium	
5	Difficult	

Appreciation Form

- Colour the number of stars according to your appreciation of the activity.




- ☐ I recommend this activity because _____
☐ I do not recommend this activity because _____

Parents' signature: _____

Student name: _____

Colour by Numbers

- Have your child colour the fruit bowl using the correct number with the colour.



Colour by Pattern

- Have your child colour the geometric forms to continue the patterns.

1	Easy	
2	Easy	
3	Medium	
4	Medium	
5	Difficult	

Appreciation Form

- Colour the number of stars according to your appreciation of the activity.




- ☐ I recommend this activity because _____
☐ I do not recommend this activity because _____

Parents' signature: _____

Student name: _____

Colour by Numbers

- Have your child colour the fruit bowl using the correct number with the colour.



Colour by Pattern

- Have your child colour the geometric forms to continue the patterns.

1	Easy	
2	Easy	
3	Medium	
4	Medium	
5	Difficult	

Appreciation Form

- Colour the number of stars according to your appreciation of the activity.




- ☐ I recommend this activity because _____
☐ I do not recommend this activity because _____

Parents' signature: _____

Student name: _____

Colour by Numbers

- Have your child colour the fruit bowl using the correct number with the colour.



Colour by Pattern

- Have your child colour the geometric forms to continue the patterns.

1	Easy	
2	Easy	
3	Medium	
4	Medium	
5	Difficult	

Appreciation Form

- Colour the number of stars according to your appreciation of the activity.




- ☐ I recommend this activity because _____
☐ I do not recommend this activity because _____

Parents' signature: _____

Student name: _____

Colour by Numbers

- Have your child colour the fruit bowl using the correct number with the colour.



Colour by Pattern

- Have your child colour the geometric forms to continue the patterns.

1	Easy	
2	Easy	
3	Medium	
4	Medium	
5	Difficult	

Appreciation Form

- Colour the number of stars according to your appreciation of the activity.




- ☐ I recommend this activity because _____
☐ I do not recommend this activity because _____

Parents' signature: _____

Student name: _____

Colour by Numbers

- Have your child colour the fruit bowl using the correct number with the colour.



Colour by Pattern

- Have your child colour the geometric forms to continue the patterns.

1	Easy	
2	Easy	
3	Medium	
4	Medium	
5	Difficult	

Appreciation Form

- Colour the number of stars according to your appreciation of the activity.




- ☐ I recommend this activity because _____
☐ I do not recommend this activity because _____

Parents' signature: _____

Student name: _____

Colour by Numbers

- Have your child colour the fruit bowl using the correct number with the colour.



Colour by Pattern

- Have your child colour the geometric forms to continue the patterns.

1	Easy	
2	Easy	
3	Medium	
4	Medium	
5	Difficult	

Appreciation Form

- Colour the number of stars according to your appreciation of the activity.




- ☐ I recommend this activity because _____
☐ I do not recommend this activity because _____

Parents' signature: _____

Student name: _____

Colour by Numbers

- Have your child colour the fruit bowl using the correct number with the colour.



Colour by Pattern

- Have your child colour the geometric forms to continue the patterns.

1	Easy	
2	Easy	
3	Medium	
4	Medium	
5	Difficult	

Appreciation Form

- Colour the number of stars according to your appreciation of the activity.




- ☐ I recommend this activity because _____
☐ I do not recommend this activity because _____

Parents' signature: _____

Student name: _____

Colour by Numbers

- Have your child colour the fruit bowl using the correct number with the colour.



Colour by Pattern

- Have your child colour the geometric forms to continue the patterns.

1	Easy	
2	Easy	
3	Medium	
4	Medium	
5	Difficult	

Appreciation Form

- Colour the number of stars according to your appreciation of the activity.




- ☐ I recommend this activity because _____
☐ I do not recommend this activity because _____

Parents' signature: _____

Student name: _____

Colour by Numbers

- Have your child colour the fruit bowl using the correct number with the colour.



Colour by Pattern

- Have your child colour the geometric forms to continue the patterns.

1	Easy	
2	Easy	
3	Medium	
4	Medium	
5	Difficult	

Appreciation Form

- Colour the number of stars according to your appreciation of the activity.



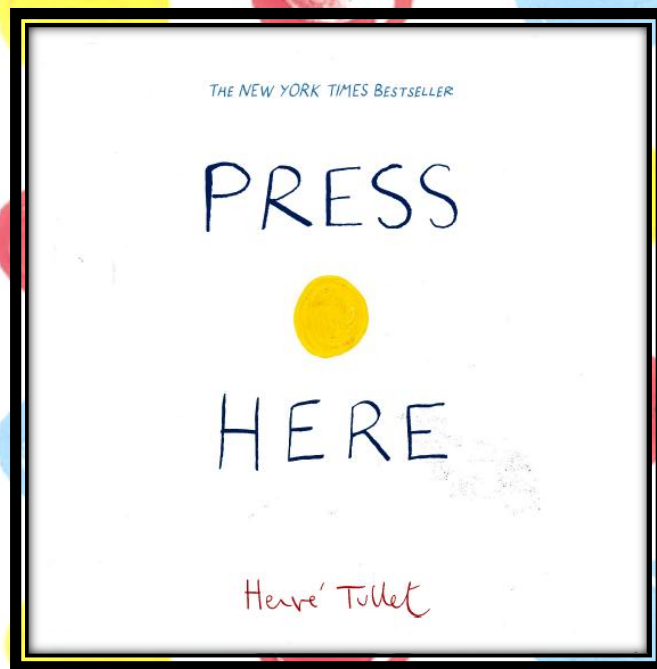
- ☐ I recommend this activity because _____
☐ I do not recommend this activity because _____

Parents' signature: _____

English as a Second Language

Projet école famille

Grade 1



Équipe de production de *Press Here*



Christine Baida, Commission scolaire de Laval



Isabelle Giroux, Commission scolaire de la Rivière-du-Nord

Autres productions régionales école famille pour Anglais langue seconde

- The Peace Book; It's Okay to Be Different – 2^e année
- The English Schoolbag – 3^e année
- Fractured Fairytales Library – Anglais Intensif



Table régionale Laval-Laurentides-Lanaudière
Anglais langue seconde