

# Good Morning, Canada!

Activity for the grade 1 students when receiving their copy of the TD book

Time : 1 period

Material needed

- ✓ One book per student
- ✓ One brass fastener per student
- ✓ Scissors
- ✓ Appendix 1: Canada Cards; Cut and give one to each student; can also be used as a memory game. One image per student and one set of complete appendix for 2 students cut to play a memory game.
- ✓ IWB (find a Canadian Map with the provinces to project while reading the book)
- ✓ Appendix 2: Good Morning Wheel!


- ✳ Activate Prior knowledge by asking the students : *What do France, United States, Australia, Mexico have in common? Do you know in which country we live in? What can you tell me about Canada? What animals do we find in Canada?*
- ✳ Illicit answers from the the students and draw and/or write on the board (or show the images provided if students provide those words/images).
- ✳ Show the cover page of the book and ask the students what animals/objects can they name from the page that are related to Canada? (*goose, moose, beaver, hockey skates and stick, Canadian Flag, Mounty*)
- ✳ Ask the students if they know how old is Canada? (150 years old)
- ✳ Sing Happy Birthday Canada.
- ✳ Provide randomly the students with one of the cards (key words + image) in Appendix 1. More than one student will have the same word. Make sure they understand what the word is.



- ✳ Read the book to the students by using the bottom of each page with the use of a Canadian map found previously on Internet. Insist on the different fun facts. (e.g. Great Lakes= largest body of fresh water on Earth. East Coast to West Coast = 5,514km, etc.)
  - ☞ Every time the sentence starts by: Good Morning... have the students having that card stand up and say their word. (e.g. If they have beaver, when teacher reads Good Morning...beaver, students that have the card beaver will stand up and say : Good morning Beaver.) Continue reading the book until everyone has had a chance to participate. Have students exchange cards and read book again a 2<sup>nd</sup> and 3<sup>rd</sup> time if necessary.
- ✳ Provide a copy of Appendix 1 (complete set of cards for every 2 students), and have them play a memory game. Provide functional language : *It's your turn, It's my turn, pick a card, it's a match, I keep it. I win, you lose, etc.*
- ✳ Provide Appendix 2 to each student. Have them cut the wheel, fasten it and practice: Good Morning...(and they say the word of the animal that is shown).
- ✳ Tell the students that they can bring their book home to keep and to practice the Good Morning Wheel with their parents.
- ✳ Finish class by singing Happy Birthday Canada again.




**Goose**



**Wheat**



**Canoe**




**Loonie**



**Maple Leaf**





# Toonie



# Hockey



# Beaver




# Kayak



# Mounty






**Snow**



**Canada flag**




**Moose**




**Skates**



**Polar Bear**

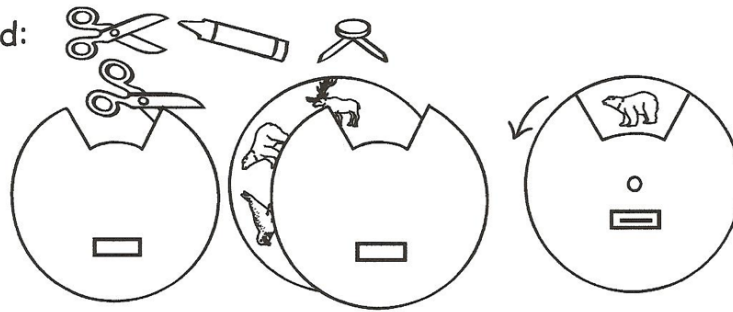






# Good Morning Wheel!

You need:



Write the names of the animals on the line below.

